





Purpose	Form	Audience	Impact
Narrate	How will the talk/writing be structured? <i>e.g. letter, diary, email, blog, recipe, biography, illustrated story. Form will also inform a writer's language choices.</i>	Who are we writing for? <i>Writers adjust the tone and formality of the writing according to its audience. Authentic audiences lead to more motivated writers.</i>	How will the reader feel or what might they do? <i>e.g. happy, confused, informed, curious; will they know something new or have changed their opinion?</i>
Inform/describe			
Explain			
Persuade			
Discuss			








Guidance:

Narrative should be taught in sequence whereas poetry and non-fiction units can be moved to fit with the broader curriculum or be integrated into a narrative unit.

- The purpose, form and audience can be tweaked to fit the chosen text or outcome.
- Where the form is 'short story', this could include alternative story endings, innovated stories or stories that continue on from those the children have read.
- The subject of non-fiction texts can be changed to match any aspect of the broader curriculum.
- The impact statement should make sense when preceded by: 'my reader will...'

		Autumn 1	Autumn 2	Spring 1	Spring 2	Summer 1	Summer 2
Year 4	Theme	 World of Sport	 What's Eating You?	 Keen to be Green		 Eureka!	 Diversity
	Narrative	Fables (Aesop) P to narrate / persuade F Fable A peers I be entertained, learn a moral lesson	Illustrated stories/picture books involving predators P to narrate F illustrated story A year 3 I be entertained, shocked	Short stories with a moral message (modern fables) P to narrate / explain F short story or play A peers I be entertained, learn a moral lesson	Adventure stories P to narrate F short story (anthology) A visitors to the class/book corner I be thrilled	Biography (real or imagined) P to narrate / inform F magazine article (class magazine) A peers I be entertained	Chapter stories P to narrate F chapter story A school and families (display) I be entertained, learn about others' personal experiences
	Poetry	Free Verse (Olympics) P to inform/describe F free verse poem A school and families (display) I be entertained	Limericks P to narrate F limericks A school (performance) I laugh	Poems on a theme (environment) P to inform/describe F free verse or rhyming poems A headteacher I be entertained		Odes (admired people/characters) P to describe F ode A visitors to the school library I appreciate a person, place or thing	Poet study P to describe F poem A peers I be entertained
Non-Fiction	Biography (sporting heroes) P to inform/describe F magazine article A visitors to the school library I be inspired to become a sporting hero	Information texts (predators and parasites) P to inform F class information book A visitors to the class/book corner I understand more about predators or parasites	Advertising campaigns (environmental issues) P to persuade F posters, leaflets and radio/TV adverts A school community I want to support a worthy cause		'How to' guides (inventions) P to explain F guidebook/webpage A peers I understand how to use/do something	Information texts (evolution) P to inform/describe F class information book A visitors to the class/book corner I understand more about evolution	

Themes and Icon Attribution

	Autumn 1	Autumn 2	Spring 1	Spring 2		
Year 1	 Into the woods "Forrest" icon by Tippawan Sookruay, from The Noun Project	 Playtime "toys" icon by Made by Made from The Noun Project	 Let's go outside! "Outside" icon by DEMOGRAPH from The Noun Project	 Land of Adventure Mountains by Cono Studio Milano from The Noun Project	 Animal Magic "Paw Print" icon by Alina Oleynik from The Noun Project	 A Royal Occasion "crown design" icon by ProSymbols from The Noun Project
	 Home Sweet Home "sweet home" icon by Nubaia Karim Barsha from The Noun Project	 Town and Country "buildings" icon by Made by Made from The Noun Project	 Anything Grows ... "growing plants" icon by Adam Beasley from The Noun Project	 Fire! Fire! "Flame" icon by Iga from The Noun Project	 Worlds Apart "world" icon by Guilherme Furtado, from The Noun Project	 Fun in the Sun "Toys" icon by Smashicons from Flaticon
Year 3	 Stones and... "rock pile" icon by Amanda Wray from The Noun Project	 Funny Bones "Bone" icon by Smalllike from The Noun Project	 Disasters "Natural Disasters" icon by Claudia Revalina from The Noun Project	 Ancient lands "treasure map" icon by Anthony Ledoux from The Noun Project	 The Dark "Night" icon by Guilherme Furtado from The Noun Project	
	 World of Sport "Sports" icon by Minh Do from The Noun Project	 What's Eating You? "jaws" icon by Maria Zamchy from The Noun Project	 Keen to be Green "environmental conservation" icon by Chanut is Industries from The Noun Project	 Eureka! "Idea" icon by MC from The Noun Project	 Diversity "combine" icon by Stephen Plaster from The Noun Project	
Year 5	 Invaders "viking guy" icon by Christine M Winn from The Noun Project	 I Believe "Brain" icon by suhyeon Jung from The Noun Project	 Journeys "journey" icon by Anthony Ledoux from The Noun Project	 Space Odyssey "Space" icon by Made by Made from The Noun Project	 Displacement "displacement" icon by yusuf kara from The Noun Project	
	 Fall Out "War" icon by Nithinan Tatak from The Noun Project	 Peace "Peace" icon by I Create Stuff from The Noun Project	 It's My Right "Protest" icon by BomSymbols from The Noun Project	 It's a Mystery "Wanted" icon by Lee Mette from The Noun Project	 Portals "portal" icon by Adrien Coquet from The Noun Project	